

Name of Listed Entity: **Mangalam Cement Limited**
Scrip Code/Name of Scrip/Class of Security: **MANGLAMCEM / 502157**

Share Holding Pattern Filed under: **31b**
Share Holding Pattern as on: **30-Jun-2016**

Declaration: The Listed entity is required to submit the following declaration to the extent of submission of information: -

S. No.	Particulars	Yes/No	
1	Whether the Listed Entity has issued any partly paid up shares?	No	
2	Whether the Listed Entity has issued any Convertible Securities or Warrants?	No	
3	Whether the Listed Entity has any shares against which depository receipts are issued?	No	
4	Whether the Listed Entity has any shares in locked-in?	No	
5	Whether any shares held by promoters are pledged or otherwise encumbered?	No	
6	Whether the Listed Entity has issued any differential Voting Rights?	No	




Table I - Summary Statement holding of specified securities

Category (i)	Category of shareholder (ii)	Nos. of shareholders (iii)	No. of fully paid up equity shares held (iv)		No. of Partly paid-up equity shares held (v)		No. of shares underlying Depository Receipts (vi)	Total nos. shares held (vii) = (iv)+(v)+(vi)	Share holding as a percentage (viii) per 1957 (viii)	Number of Voting Rights held in each class of securities (ix)			No. of Shares Underlying Outstanding convertible securities (including Warrants) (xi)	Shareholding as a % assuming securities (as percentage of diluted share capital) (xi) = (vii)/(A+B+C2) As a % of (A+B+C2)	Number of Locked in shares (xii)		Number of Shares pledged or otherwise encumbered (xiii)		Number of equity shares held in dematerialized form (xiv)
			As a (A+B+C2)	Class eg: X	Class eg: y	Total				No. (a)	As a % of (a)	No. (a)			As a % of (a)				
A	Promoter & Promoter Group	7	3544890	0	0	0	3544890	13.28	3544890	0	3544890	13.28	0	13.28	0	0	0	0	3544890
B	Public	24757	23148890	0	0	0	23148890	86.72	23148890	0	23148890	86.72	0	86.72	0	0	0	0	22672927
C	Non Promoter- Non Public	0	0	0	0	0	0	0	0	0	0	0	0	0	0	0	0	0	0
C1	Shares underlying DRS	0	0	0	0	0	0	0	0	0	0	0	0	0	0	0	0	0	0
C2	Shares held by Employee Trusts	0	0	0	0	0	0	0	0	0	0	0	0	0	0	0	0	0	0
	Total	24764	26693780	0	0	0	26693780	100	26693780	0	26693780	100	0	100	0	0	0	0	26217817



Table II - Statement showing shareholding pattern of the Promoter and Promoter Group

Category & Name of the Shareholders (i)	PAN (ii)	No. of shares older (iii)	No. of fully paid up equity shares held (iv)	Partly paid-up equity shares held (v)	Nos. of shares underlying Depository Receipts (vi)	Total nos. shares held (VII = IV+V+VI)	Shareholding % calculated as per SCRR, 1957 (VIII) As a % of (A+B+C2)	Number of Voting Rights held in each class of securities (IX)		Total as a % of Total (X)	No. of Shares (including Outstanding convertible securities and Warrants) (XI)	Shareholding as a % assuming full conversion of convertible securities (XII) = (VII)+(XI) as a % of A+B+C2	Number of Locked in shares (XIII)	As a % of total (a)	Number of Shares pledged or otherwise encumbered (XIV)	As a % of total (a)	Number of equity shares held in dematerialized form (XV)
								Class X	Class Y								
1 Indian		0	0	0	0	0	0	0	0	0	0	0	0	0	0	0	0
a. Individuals/Hindu undivided Family		3	80540	0	0	80540	.3	80540	0	80540	.3	0	0	0	0	0	80540
ANSHUMAN VIKRAM JALAN			10000	0	0	10000	.04	10000	0	10000	.04	0	0	0	0	0	10000
BASANT KUMAR BIRLA			10540	0	0	10540	.04	10540	0	10540	.04	0	0	0	0	0	10540
VIDULA JALAN			60000	0	0	60000	.22	60000	0	60000	.22	0	0	0	0	0	60000
b. Central Government/ State Government(s)		0	0	0	0	0	0	0	0	0	0	0	0	0	0	0	0
c. Financial Institutions/ Banks		0	0	0	0	0	0	0	0	0	0	0	0	0	0	0	0
d. Any Other (specify)		4	3464350	0	0	3464350	12.98	3464350	0	3464350	12.98	0	0	0	0	0	3464350
Bodies Corporate		4	3464350	0	0	3464350	12.98	3464350	0	3464350	12.98	0	0	0	0	0	3464350
CENTURY TEXTILES AND INDUSTRIES LTD			2220500	0	0	2220500	8.32	2220500	0	2220500	8.32	0	0	0	0	0	2220500




PLANI INVESTMENT AND INDUSTRIES CORPORATIO N LTD			1120000	0	0	1120000	4.2	1120000	0	1120000	4.2	0	4.2	0	0	1120000
B K BIRLA FOUNDATION			110000	0	0	110000	.41	110000	0	110000	.41	0	.41	0	0	110000
VIDULA CONSULTANCY SERVICES LIMITED			13850	0	0	13850	.05	13850	0	13850	.05	0	.05	0	0	13850
Sub-Total (A)(1)			3544890	0	0	3544890	13.28	3544890	0	3544890	13.28	0	13.28	0	0	3544890
2 Foreign			0	0	0	0	0	0	0	0	0	0	0	0	0	0
a Individuals (Non-Resident Individuals/ Foreign Individuals)			0	0	0	0	0	0	0	0	0	0	0	0	0	0
b Government			0	0	0	0	0	0	0	0	0	0	0	0	0	0
c Institutions			0	0	0	0	0	0	0	0	0	0	0	0	0	0
d Foreign Portfolio Investor			0	0	0	0	0	0	0	0	0	0	0	0	0	0
e Any Other (Specify)			0	0	0	0	0	0	0	0	0	0	0	0	0	0
Sub-Total (A)(2)			0	0	0	0	0	0	0	0	0	0	0	0	0	0
Total Shareholding of Promoter and Promoter Group (A) = (A)(1)+(A)(2)			3544890	0	0	3544890	13.28	3544890	0	3544890	13.28	0	13.28	0	0	3544890




Table III - Statement showing shareholding pattern of the Public shareholder

Category & Name of the Shareholders (i)	PAN (ii)	Nos. of shareholder (iii)	No. of fully paid up equity shares held (iv)	Partly paid-up equity shares held (v)	Nos. of shares underlying Depository Receipts (vi)	Total nos. shares held VII = IV+V+VI	Shareholding % calculate as per SCRR, 1957 As a % of (A+B+C2) VIII	Number of Voting Rights held in each class of securities (ix)			Total as a % of Total Voting rights	No. of Shares Underlying Outstanding convertible securities (including Warrants) (x)	Total shareholding as a % assuming full conversion of convertible securities (as a percentage of diluted share capital) (xi)	Number of Locked in shares (xii)	Number of Shares pledged or otherwise encumbered (xiii)	Number of equity shares held in dematerialized form (xiv)
								No of Voting Rights		Total						
								Class X	Y		Total					
1 Institutions		0	0	0	0	0	0				0	0	0	0	0	0
a Mutual Funds/ SBI Magnum Midcap Fund		5	1401226	0	0	1401226	5.25	1401226	0	1401226	5.25	0	0	0	0	1401226
b Venture Capital Funds		0	0	0	0	0	0	0	0	0	0	0	0	0	0	0
c Alternate Investment Funds		0	0	0	0	0	0	0	0	0	0	0	0	0	0	0
d Foreign Venture Capital Investors		0	0	0	0	0	0	0	0	0	0	0	0	0	0	0
e Foreign Portfolio Investors		2	502584	0	0	502584	1.88	502584	0	502584	1.88	0	0	0	0	502584
f Fidelity Funds - Asian Smaller Companies Pool		0	309920	0	0	309920	1.16	309920	0	309920	1.16	0	0	0	0	309920
g Financial Institutions/ Banks		6	46423	0	0	46423	1.17	46423	0	46423	1.17	0	0	0	0	46423
h Insurance Companies		1	250	0	0	250	0	250	0	250	0	0	0	0	0	250
i Provident Funds/ Pension Funds		0	0	0	0	0	0	0	0	0	0	0	0	0	0	0



i	Any Other (specify)	3	2375824	0	0	2375824	8.9	2375824	8.9	0	0	2375824	8.9	0	0	2375824	8.9	0	0	2375824
	Foreign Institutional Investors	3	2375824	0	0	2375824	8.9	2375824	8.9	0	0	2375824	8.9	0	0	2375824	8.9	0	0	2375824
	Fidelity Asian Values PLC	0	404306	0	0	404306	1.51	404306	1.51	0	0	404306	1.51	0	0	404306	1.51	0	0	404306
	India Capital Fund Limited	0	1970418	0	0	1970418	7.38	1970418	7.38	0	0	1970418	7.38	0	0	1970418	7.38	0	0	1970418
2	Sub-Total (B)(1)	17	4326307	0	0	4326307	16.2	4326307	16.2	0	0	4326307	16.2	0	0	4326307	16.2	0	0	4326307
	Central Government/ State Government(s)/ President of India	0	0	0	0	0	0	0	0	0	0	0	0	0	0	0	0	0	0	0
	Sub-Total (B)(2)	0	0	0	0	0	0	0	0	0	0	0	0	0	0	0	0	0	0	0
3	Non-institutions	0	0	0	0	0	0	0	0	0	0	0	0	0	0	0	0	0	0	0
a	Individuals -	23505	8612180	0	0	8612180	32.26	8612180	32.26	0	0	8612180	32.26	0	0	8612180	32.26	0	0	8141302
i	Individual shareholders holding nominal share capital up to Rs. 2 lakhs.	23468	5605357	0	0	5605357	21	5605357	21	0	0	5605357	21	0	0	5605357	21	0	0	5134479
ii	Individual shareholders holding nominal share capital in excess of Rs. 2 lakhs.	37	3006823	0	0	3006823	11.26	3006823	11.26	0	0	3006823	11.26	0	0	3006823	11.26	0	0	3006823
	Hitesh Satishchandra Doshi	0	271697	0	0	271697	1.02	271697	1.02	0	0	271697	1.02	0	0	271697	1.02	0	0	271697
	Jigar Lalchand Shah	0	278533	0	0	278533	1.04	278533	1.04	0	0	278533	1.04	0	0	278533	1.04	0	0	278533
b	NBFCs registered with RBI	0	0	0	0	0	0	0	0	0	0	0	0	0	0	0	0	0	0	0
c	Employee Trusts	0	0	0	0	0	0	0	0	0	0	0	0	0	0	0	0	0	0	0
d	Overseas Depositories (holding DRs) (balancing figure)	0	0	0	0	0	0	0	0	0	0	0	0	0	0	0	0	0	0	0



e	Any Other (specify)	1235	10210403	0	0	10210403	38.25	10210403	0	10210403	38.25	0	0	0	0	0	0	0	0	10205318
	Bodies Corporate	459	8549235	0	0	8549235	32.03	8549235	0	8549235	32.03	0	0	0	0	0	0	0	0	8544150
	Umang Commercial Company Private Limited	0	778000	0	0	778000	2.91	778000	0	778000	2.91	0	0	0	0	0	0	0	0	778000
	Finquest Securities Pvt. Ltd. - Client Beneficiary a/c.	0	377600	0	0	377600	1.41	377600	0	377600	1.41	0	0	0	0	0	0	0	0	377600
	Aditya Marketing and Manufacturing Limited	0	969200	0	0	969200	3.63	969200	0	969200	3.63	0	0	0	0	0	0	0	0	969200
	Manav Investment and Trading Co. Ltd.	0	603797	0	0	603797	2.26	603797	0	603797	2.26	0	0	0	0	0	0	0	0	603797
	Camden Industries Limited	0	3819563	0	0	3819563	14.31	3819563	0	3819563	14.31	0	0	0	0	0	0	0	0	3819563
	Non-Resident Indian/OCB	546	566640	0	0	566640	2.12	566640	0	566640	2.12	0	0	0	0	0	0	0	0	566640
	Clearing Member	226	209698	0	0	209698	.79	209698	0	209698	.79	0	0	0	0	0	0	0	0	209698
	Trust	2	877550	0	0	877550	3.29	877550	0	877550	3.29	0	0	0	0	0	0	0	0	877500
	Kesoram Welfare Society	0	877500	0	0	877500	3.29	877500	0	877500	3.29	0	0	0	0	0	0	0	0	877500
	Director's & Their Relatives	2	7280	0	0	7280	.03	7280	0	7280	.03	0	0	0	0	0	0	0	0	7280
	Sub-Total (B)(3)	24740	18822583	0	0	18822583	70.51	18822583	0	18822583	70.51	0	0	0	0	0	0	0	0	18346620
	Total Public Shareholding (B)= (B)(1)+(B)(2)+(B)(3)	24757	23148890	0	0	23148890	86.71	23148890	0	23148890	86.71	0	0	0	0	0	0	0	0	22672927




Table IV - Statement showing shareholding pattern of the Non Promoter- Non Public shareholder

Category & of the Shareholder (i)	PAN (ii)	No. of share older (iii)	No. of fully paid up equity shares held (iv)	Partly paid-up equity shares held (v)	Nos. of shares underlying Depository Receipts (vi)	Total no. shares held (VII) = (IV)+(V)+(VI)	Shareholding % calculate as per SCRR, 1957 (VIII)	Number of Voting Rights held in each class of securities (IX)			Total as a % of Total Voting rights	No. of Shares (including Outstanding convertible securities (X))	Total shareholding, as a % assuming full conversion of convertible securities (XI)	Number of Locked in Shares (XII)	Number of Shares pledged or otherwise encumbered (XIII)	Number of equity shares held in dematerial form (XIV)
								Class X	Class Y	Total						
1 Custodian/D R Holder		0	0	0	0	0	0	0	0	0	0	0	0	0	0	
2 Employee Benefit Trust (under SEBI (Share based Employee Benefit) Regulations, 2014)		0	0	0	0	0	0	0	0	0	0	0	0	0	0	
Total Non-Promoter- Non Public Shareholding (C) = (C1)+(C2)		0	0	0	0	0	0	0	0	0	0	0	0	0	0	
Grand Total		24764	26693780	0	0	26693780	100.00	26693780	0	26693780	100.00	0	100.00	0	0	26217817

